

THE WONDERFUL WORLD OF HUMANITIES

~ STARTER PACK ~



There is a whole world out there for you to explore. You will learn, team up with friends, meet characters from history, complete missions and quests, gain levels, and build your own parts of the world. This is the wonderful World of Humanities!

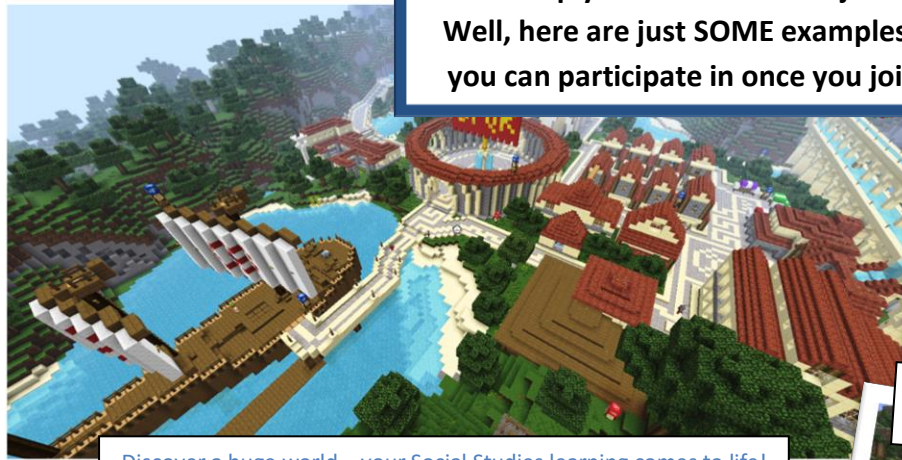
This guide will help you set up your computer to join our vast virtual world. It is there right now, waiting for you to explore. What will you discover? What will you contribute?

TABLE OF CONTENTS

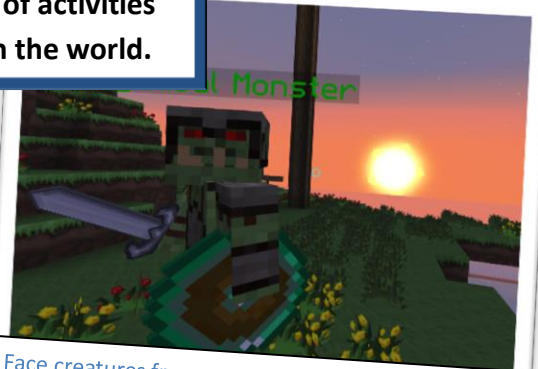
1 – What Can I Do?-----	Page 3
3 – Joining the World-----	6
4 – Expectations of Players-----	7
5 – Basic Controls (How to Play)-----	8
6 – Characters, Quests, and Rewards-----	10
7 – Places to Discover-----	13
8 – Epic Questing-----	17

1 - WHAT CAN I DO?

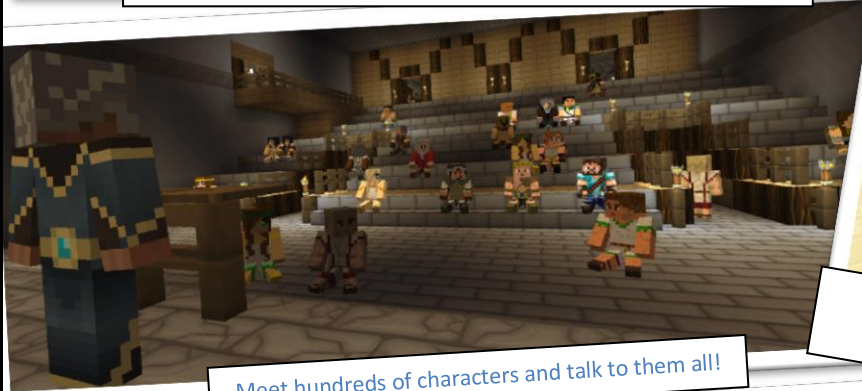
“Humanities” means both Social Studies and Language Arts together. But what exactly can you do to help you learn these subjects as you play? Well, here are just SOME examples of activities you can participate in once you join the world.



Discover a huge world – your Social Studies learning comes to life!



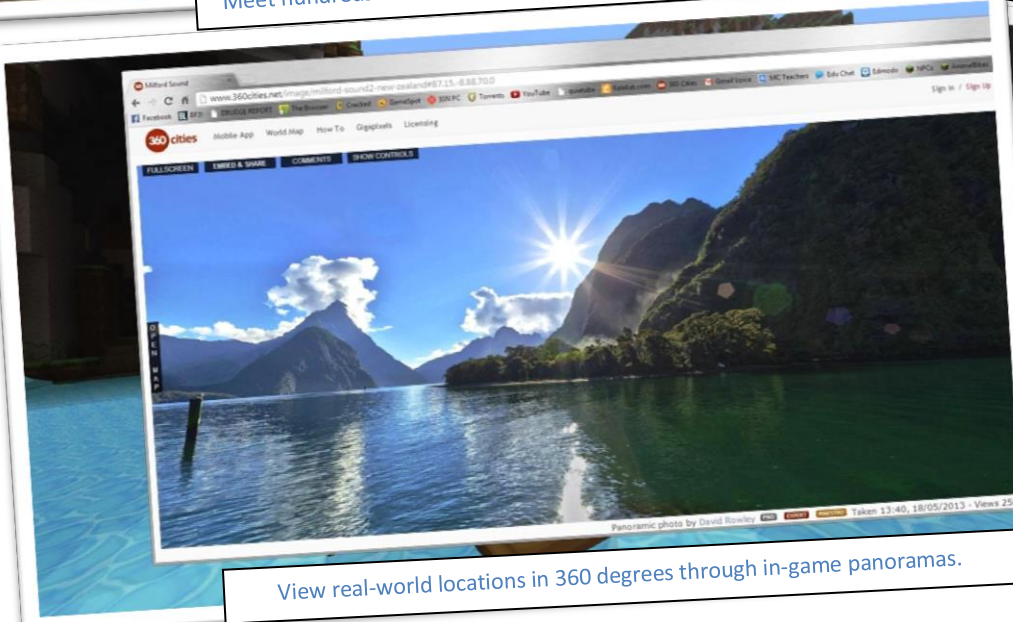
Face creatures from ancient mythology as you learn the myths of Ancient Greece and other cultures!



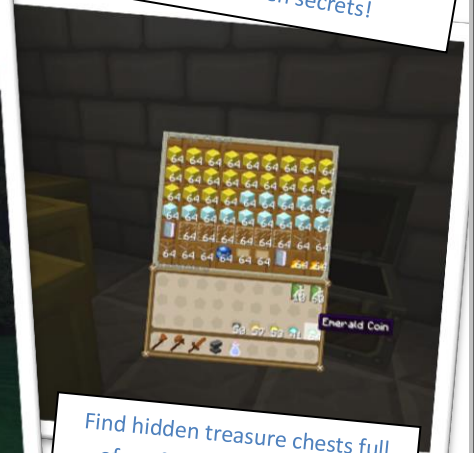
Meet hundreds of characters and talk to them all!



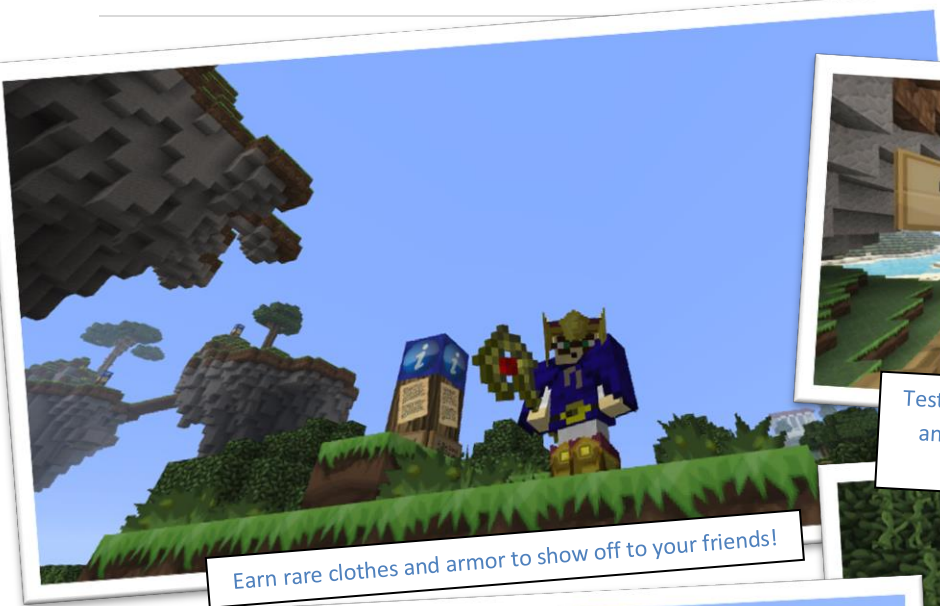
Read info blocks to learn important class information, get instructions, and discover rare and hidden secrets!



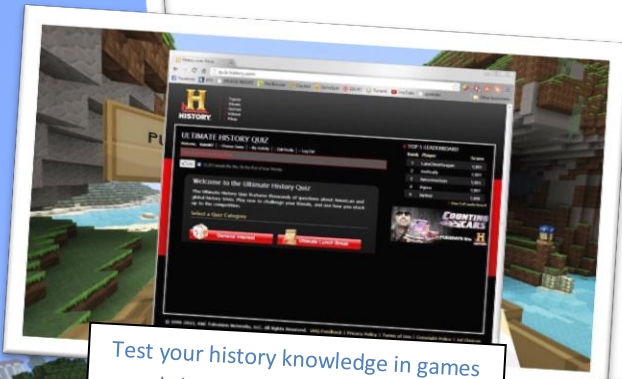
View real-world locations in 360 degrees through in-game panoramas.



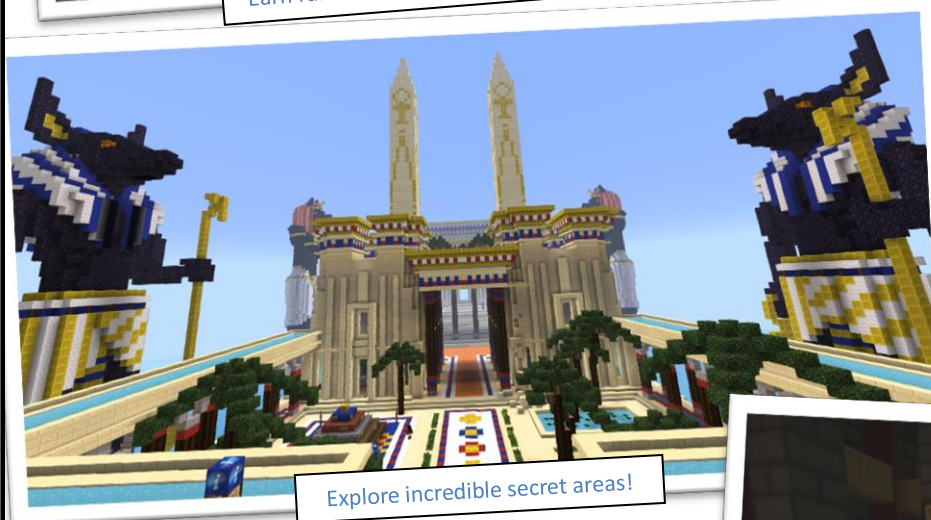
Find hidden treasure chests full of useful items and building blocks!



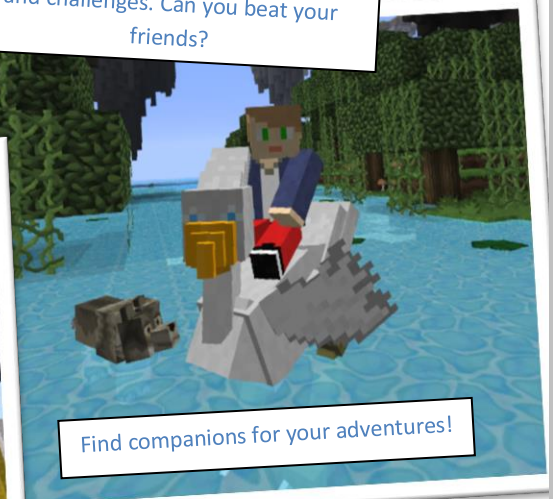
Earn rare clothes and armor to show off to your friends!



Test your history knowledge in games and challenges. Can you beat your friends?



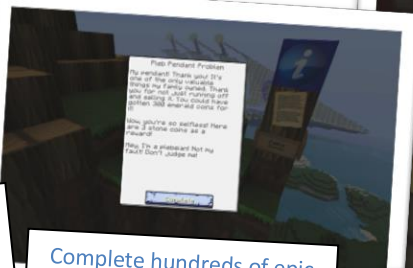
Explore incredible secret areas!



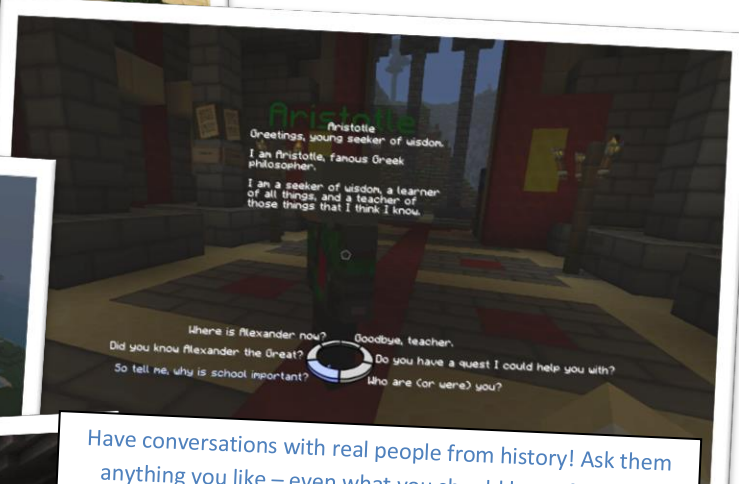
Find companions for your adventures!



Uncover ancient stories and fun books to read anywhere you like – and to trade with other players!



Complete hundreds of epic quests to earn awesome rewards and loot!



Have conversations with real people from history! Ask them anything you like – even what you should know for tests!



Click on red Link Blocks to play games, watch videos, listen to music, and quiz your learning!



Build your own parts of the world!

3 – JOINING THE WORLD

You will need to be connected to the internet to join the world. You do not need a fast home internet connection, but if it is really slow, it may look like players are jumping around the world strangely instead of moving smoothly. It will still work just fine.

1. Double-click on the “MinecraftEdu Launcher” icon
2. The game will begin and you will log in to the world! If it gets stuck on “Connecting to World...” for a long time, it probably means your internet is having trouble
3. You can now choose what you will look like to other players! Pick your favorite outfit and click **Connect** (you can choose different outfits every time you join).



4. **THAT'S IT! YOU'RE IN! Explore freely!** There is a tutorial area straight ahead of you, to help you with the controls. Some things might be frustrating at first. Don't worry – you'll get the hang of it! You can also talk to "Reklaw Cire", straight ahead of you. He looks like a king. Walk near him, look straight at him, and then click the Left Mouse button.

Be on the lookout for all the helpful signs and information blocks to help you. There may be "lag" depending on how good your internet connection is, and if there are a bunch of people playing at once. Just wait a few seconds and things should work just fine.



4 – EXPECTATIONS

You should behave just like you would in the classroom. This means the same major rule applies: **RESPECT!** I hate to say this, but let's get it out of the way – any student showing disrespect to any other player, or to the learning environment (the world), will quickly be removed from the World of Humanities permanently (this is called being "banned"). In-school consequences (infractions, etc.) could also apply.

So what does showing respect look like in a virtual world like this? Well, there are four main things to remember:

1. Always using appropriate language in the chat.
2. Never destroying another student's buildings, even your friends'.
3. **Never trying to log in with another player's name.**
4. Only All Saints middle students can play the game.
5. Working well and helping others who may need help. Be a tour guide!

Keep in mind that all activities and chat can be monitored and logged to records.

5 – BASIC CONTROLS (HOW TO PLAY)

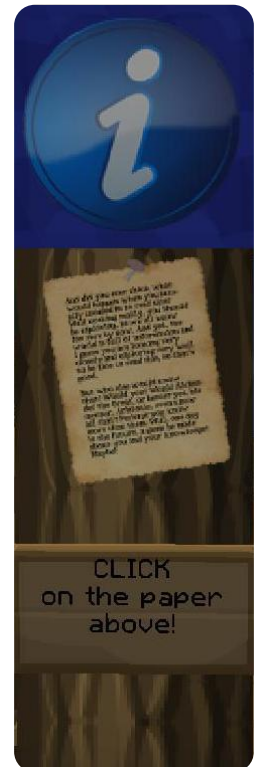
So what's the main goal of the game? How do you beat it? What's the point??

Well, the two goals are to **EXPLORE** and to **LEARN**. Later, it can become to **CREATE** your own parts of the world.

The most important parts of the world are the **INFO BLOCKS** (pic on the right).

You should look at the paper part below the blue "i", and **CLICK** on it. This will bring up information or fun facts to read. This is how you find secrets, where and how to build, where to go, special controls, quests, bonus codes, rewards, and more. Try to find and read every blue info block! Some are SUPER hard to find!!

The other **most important part** of the game is the **characters**. You can meet characters from history, have conversations with them, and they can send you on special quests. You will see characters everywhere you go. Some are walking around, some are sitting down, and others are going about their daily activities. Stand close to a character, look at him or her, and then **CLICK** to begin talking with them. Choose what you want to say, and carefully read what they say back to you.



Here are the Controls:

Mouse – Move the mouse around to move your view (like moving your head, or eyes).

W, A, S, and D – Use these keys, with your left hand, to walk around. Don't worry, you'll get the hang of it!

Left Click – Use whatever block you're looking at. This is the MAIN CONTROL in the game for doing things. Click to read an info block, talk with a character, open a treasure chest, open a door, use a teleporter, use a switch, or place a block when building (only in student building areas).

Right Click (or Control-Click or "Two Finger Click" on a Mac) – break a block so you can pick it up and use it later. You can only break blocks in student building areas. Breaking blocks is much faster if you are holding a pickaxe or a shovel.

Spacebar – jump! You will need to jump a lot to climb up blocks and reach secret areas. Hold down Spacebar in the water to swim.

T – chat with all other players in the game.

E – open your inventory (the stuff you're carrying). Drag items down to the bar at the bottom so you can use them quickly by pushing the numbers 1-9 on your keyboard. Drag an item outside the window to drop it on the ground.

X – view your Quest Journal. You can see all the different quests you have received from characters in the game, and what they want you to do. Complete quests to earn Experience Points (XP) and coins to buy stuff!

F – open up your large map to see where you are. Nearby places of interest will be labeled. Press F again to close the map.

TAB (or Option-Tab on a Mac) – see all the players (other students) currently connected to the world.

Shift – hold it down to "sneak". You won't fall off cliffs if you are sneaking.

CTRL – press it while you are walking to run faster. Use it to get around more quickly.

Escape – go to the menu. Here, you can change Options, or disconnect and quit the game. You can also use Escape to close any window (map, quest journal, character conversation, etc.) that is open.

You can change all these controls to whatever else you may like in the Options menu!

6 – CHARACTERS, QUESTS, AND REWARDS



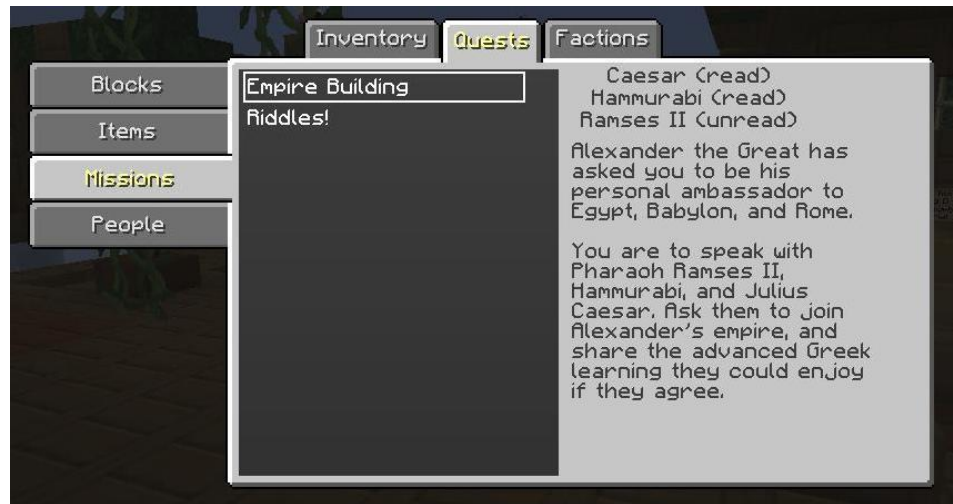
Look at a character in the game, and LEFT CLICK to talk with him or her. You can learn all kinds of important information for class, and even go on quests and adventures for huge rewards!

All characters will respond to you when you click on them. Some will only say a

few lines. Some, you can have full conversations with. A list of response choices will appear at the bottom of the screen. After you read what they say, you can move your mouse over what you want to say back to them, and Left Click to say it.

Many characters will send you on quests if you say the right things to them. These quests can include finding someone else in the world, collecting items for them, helping them with arguments/decisions, retrieving an ancient artifact, solving a puzzle, and much more. If you want to stop talking with a character at any time, you can press the Escape key (Esc). **Press X at any time to open your Quest Journal and see the quests you are currently on.**

Click on the category to the left (Missions, Blocks, Items, People, etc.) and then Click on the name of the quest. **Click on the arrow next to “Text” at the bottom to be reminded of what you will need to do.** Press X again (or hit Esc) to exit.



When you complete a quest (many times you will need to tell the person who gave you the quest that you completed it), you will get a reward. You will always get XP (experience points). If you collect enough, you will Level Up! Your current level is displayed in green numbers above the item bar at the bottom of the screen. You never know what reward you may get as you gain levels!



You may also get some coins as a reward. Save up your coins, and you can buy all kinds of cool stuff! This includes building blocks to build your own house and Humanities projects, items to carry, special potions and powers, and cool armor and clothing to show off to all other players. You can buy from Merchants all over the world, and many other characters may have special things to sell.



Here are just some of the characters you can meet in the game (there are hundreds!):



- He is in the Treehouse, right in front of where you start. He can help you with almost anything in the game. Ask him whatever you want!



- You can find Magicians all over the world. Once you find one, you can be instantly teleported back to that location. Talk to any Magician to be teleported.



- There are many Merchants around the world. They sell you a wide variety of items, and each one sells something different! They can also buy some items from you. Save your coins!



- Money Changers will exchange your coins for more valuable coins. For example, you can trade 5 stone coins for 1 bronze coin. You could also trade 1 bronze coin for 5 stone coins. This will allow you to buy bigger and better items.



- Running out of space in your inventory (backpack)? Then see a Banker! For just 1 gold coin, they can open a bank account, where you can store your extra items, totally safe from other players.



- Found just below the main exit of the Treehouse, the Archeologist is a unique individual. He will send you on a grand quest to collect some – strange – artifacts from history.



- The legendary philosopher from Ancient China, Confucius, is in the tower of China. He has much wisdom to share, and a favor to ask. He is only one of many philosophers you can chat with in the game.



- The great pharaoh, Ramses II, is waiting to meet you in the Royal City of Egypt. Problem is, that's a tough place to get to! Good luck!



- Neolithic Nick and Nel, from Ancient Mesopotamia, would love to talk with you about Neolithic times!



- He walks around the top of the legendary Lighthouse of Alexandria, and he needs your help in building his empire through "terror and kindness".



- One of the greatest explorers of all time, Ibn Battuta waits to meet you, a fellow explorer!



- ???

7 - PLACES TO DISCOVER

Wondering where to go? Go anywhere! But if you want some places get you started, here are just **SOME** of the many locations you can discover and explore. Use the real-life map you received in class to find these locations in the world.



The Great Library of Alexandria

Located to the north of the Docks, the Great Library holds tons of books to collect and read. Take a few and find a great, secluded place to read! Share some with friends! But like all libraries, don't forget to return the books. You can find information on all your classes and study guides to help you review before a test. You can even write your own books and review guides for rewards and fame!

Ancient Greece

Explore the temple to learn all about the Ancient Greece unit, find some secret supplies, and maybe even a secret code! Then head to the school construction sites to build a school in the style of Athens or Sparta





The Arab and Islamic Worlds

Explore the rich and fascinating history of this part of the world. Explore further beyond and you can find Mesopotamia (the Fertile Crescent) and Ancient Babylon.

The Coral Island of Creativity

You've explored many great structures from history – are you ready to try building your own? Use this space as a practice building area to get used to how it works. Work together on group projects or make your own little structures. Once you have become a better builder, move on to one of the Humanities Group Building Project sites located all around the world to make something more impressive. All Coral Island buildings will be deleted with every map update.



Ravenhill and Valenwood

Explore a medieval village and then join the student village of Valenwood. Pick an empty space and build your own house. The best houses may be saved for future updates, but most will be reset. Find a Humanities Group Building Project area for the best and most permanent buildings.


Ancient India

Explore the vastness of the subcontinent, and you may find quite a few secrets! You may even find yourself a new home in the Peaceful Treetop Village.



The Carved Caves

Grab your spelunking helmet and venture deep underground. You may discover a place where you can make a house, not by building with blocks, but by carving it out of the hard stone!



Ancient Rome

Explore the glory of the Roman Empire. Take a stroll along the intricate Roman roadways to reach the Colosseum and Alexandria. Are you a champion gladiator? Bring a friend or two and find out! Also, the city of Rome is a great location for a game of hide-and-seek!



Isles of Mythology

Carefully follow the signs (don't stray from the path!) through the Swamp of Despair to reach the floating Isles of Mythology. Here you can explore the world of Greek Mythology, and learn some very useful information for Language Arts at the same time!

Adventure Voyage

Are you a fan of classic Minecraft? Well then this is the adventure for you! Catch a boat ride from the Docks to begin your grand adventure.



Mysterious Clocktower

Rising above the Forests of Time between Mesopotamia and Babylon is this mysterious clocktower. But a strange force seems to stop you from getting too close. Can you find a way inside? And what awaits at the top?



The Royal City

The legendary palace of Ramses the Great, this is no easy place to find. There is an Egyptologist in front of the Great Sphinx. He would be a good person to talk to, to begin your quest!

The Sky Timeline

Walk through time! This mysterious, floating 3D timeline traces all of history, from 3,000 BC to 2,016 AD. Each block you walk across counts as 6 years!



And remember... these are only a few of the many places to discover. What will you find? Get out there, scholar!

8 – EPIC QUESTING

You are on a grand quest for adventure and learning from the moment you enter the World of Humanities, but there are hundreds of smaller quests you can complete as well. Have conversations with the characters from history, and many of them will send you on quests. Read the quest descriptions carefully, and if you use the knowledge you have gained in your explorations, you just may be able to achieve success and collect rare rewards!



<p>On Civilization The Ancient Scholars seek knowledge about the world's first civilization, the Sumerians. Help them and you will gain reputation with the Scholars' Guild!</p>	<p>He Who Came Before An explorer named Steve set out long ago to explore the World of Humanities – but no one has heard from him since. Can you discover his fate? Hopefully he's fine...</p>	<p>The Golden Apple of Wisdom An epic, competitive scavenger hunt will sometimes stretch across the whole of the World of Humanities. Will you be the most knowledgeable scholar to find the legendary Golden Apple first?</p>
<p>Brick Restorations An archaeologist seeking to repair the ruins of Mohenjo-Daro in India needs your help. Don't just explore history – help it!</p>	<p>Heart of the Aztecs Montezuma has asked you to find the Jewel of Quetzalcoatl. Yet you must first decide where your loyalties lie... with the Aztecs, or the Spanish?</p>	<p>Threads of Time Father Time himself needs you to collect and assemble the scattered Threads of Time. They can be found anywhere in history... luckily you can literally walk through all of history on the Sky Timeline!</p>
<p>Spartan Academy The Spartans are building a school to train the youth of Sparta in the ways of fighting and warfare. Help them by building barracks, training grounds, and maybe just a little bit of reading and writing stuff.</p>	<p>Pleb Pendant Problem A poor plebeian of ancient Rome has a problem, and you are just the explorer to solve it. But you start to wonder if there may be a more... profitable... way of completing the quest.</p>	<p>Lands of Gloom Zeus himself has sent you as an ambassador to Hades in the Greek Underworld. What horrors will you face there? Or maybe it won't be as bad as people say?</p>
<p>The Estate Isle The lords and stewards of medieval times need your help solving some mysteries. Should you be successful, you may just be given the key to the inaccessible Estate Isle – what an elite location for a home!</p>	<p>Primary Sources What better place to come across primary historical sources than within history itself? The medieval librarian would like to build his collection, and your exploration skills are in need.</p>	<p>The Ultimate Test! You have been tasked with the most epic and challenging quest yet – pass the incredibly impossible Grand World of Humanities Quiz! Epic rewards await! Have you ever ridden a dragon?</p>

THE WONDERFUL WORLD OF HUMANITIES



**HAPPY
EXPLORING!**

